

# Horton 95

Mobile Generator



DAEPUMPS.COM  
info@daepumps.com  
(760) 821-8112

## Horton 95 Mobile Generator



### Standard Features

- Compact, sound attenuated, corrosion resistant enclosure with single point lifting and 110% fluid containment
- Available as a skid mounted unit with forklift pockets, or on a single axle trailer
- Heavy Duty alternator with AREP excitation and marine grade protection
- "DeepSea" controller
- Single side servicing with long run filters and 500 hour service intervals.
- Extremely reliable and durable John Deere 4045 engine with DOC & SCR after-treatment and limited 5 year limited warranty
- Identical enclosures and maintenance points between both models
- Emergency Stop
- Remote Start / Stop

### Standard Scope of Supply

The Horton 95 mobile generators are prime power, multi-voltage, sound attenuated, mobile generators. They are powered by a John Deere Tier 4 Final, liquid-cooled, four-cylinder diesel engine.

The units consist of an alternator, diesel engine, cooling system, electrical distribution and control systems - all enclosed within a sound attenuated enclosure fabricated from powder coated steel with zinc rich primer. 1000 hr salt spray test.

A broad range of undercarriage formats and options are available.

Special attention has been given to the overall product quality, user friendliness, ease of serviceability, and economical operation to ensure best in class total cost of ownership.

### Benefits

- Extremely durable and environmentally sensitive, designed to be used for everything from the oil patch to special event power
- Versatility, giving you the flexibility to match your machine to the correct application
- Start-up power for the most demanding sites with 300% over load starting capabilities
- Reliable and intuitive controls for ease of use and diagnostic capabilities
- Heavy duty oil, air and fuel filters extend the maintenance interval to 500 hours for reduced total cost of ownership
- Reduces maintenance costs with long intervals easy access for mechanics
- Proven engine platform with high reliability, a simple maintenance free Diesel Oxidization Catalyst only after treatment
- Reduces stock of service kits and inventory of parts with rental ROI kept in mind
- External, recessed emergency stop for increased safety
- Allows connection as a critical back-up unit via a 2 wire dry contact connection in the distribution panel.

## Technical Data<sup>1</sup>

Performance	Units	Horton 95
Frequency	Hz	60
Rated prime power 3 $\phi$	kW/kVA	76 / 95
Rated standby power 3 $\phi$	kW/kVA	83 / 104
3 $\phi$ Power factor		0.8
3 $\phi$ Voltage in 480V switch position (series star w/neutral)	V	480Y / 277
3 $\phi$ Voltage in 240-208V switch position (parallel star w/neutral)	V	240YY / 139-208YY
Amp capacity @480V	A	114.3
Amp capacity @240V	A	228.5
Amp capacity @208V	A	241.5
Rated prime power 1 $\phi$	kW/kVA	52 / 52
1 $\phi$ Power factor	1	1
1 $\phi$ Voltage in 120-240V switch position (Zig-Zag)	V	240 / 120
Amp Capacity @240V	A	217
Amp Capacity @120V	A	217 x 2
Main breaker - Shunt trip	A	600
Power distribution - Terminal board	5 Wire (L1, L2, L3, N, Ground)	5 Wire (L1, L2, L3, N, Ground)
Terminal board connections	Bare Wire Terminals	Bare Wire Terminals
Maximum terminal cable size		350MCM
Convenience receptacles	2 x NEMA 5-20R	2 x NEMA 5-20R & 2 x 125/250V & 2 x 125/250V 50A CS6364
Max. sound pressure level (LPA) @23' @75% Load	dB(A)	69

Fuel System	Units	Horton 95
Fuel tank capacity	gal	170
Fuel consumption at full load (PRP)	gal / h	5.4
Fuel autonomy considering 90% of fuel capacity	h	28.3

Alternator	Horton 95
Model	Leroy Somer 44.3 S3
Excitation	AREP
Automatic voltage regulator (+/-0.5%)	Leroy Somer R438
Insulation	Class H

Engine	Units	Horton 95
Model		John Deere 4045 HFG04
US EPA Family		HJDXL04.5315
US EPA Tier		Tier 4 Final
Displacement	L	4.5
Cylinders	#	4
Continuous Engine Power Output	HP (kW)	122
Gross Engine Power Output	HP (kW)	133
Rated Speed	RPM	1800
Engine Control		ECU
Aspiration		Turbo w/ Intercooler
Engine oil capacity <sup>3</sup>	US Gal (L)	5.4
Engine coolant capacity	US Gal (L)	2.25
Maximum Ambient Temperature (@ Sea Level) <sup>4</sup>	°F	122
Min. Starting Temperature (Without cold weather options)	°F	0
Minimum starting temperature (w/Cold weather options)	°F	-4
Electrical System (Negative Ground)	V	12
Engine Alternator Output	A	90
Battery Capacity (Cold Cranking Amps)	A	1100

**1** All ratings are at a reference condition of 0' altitude and 20°C (72°F)

**2** Please see receptacle voltage configuration in Power Distribution section

**3** Engine oil to meet CJ-4 (low ash oil)

**4** Please see "Derate Table" for altitude and temperature calculations

**5** Cold start option comes with 120V block heater and 0W40 synthetic engine oil

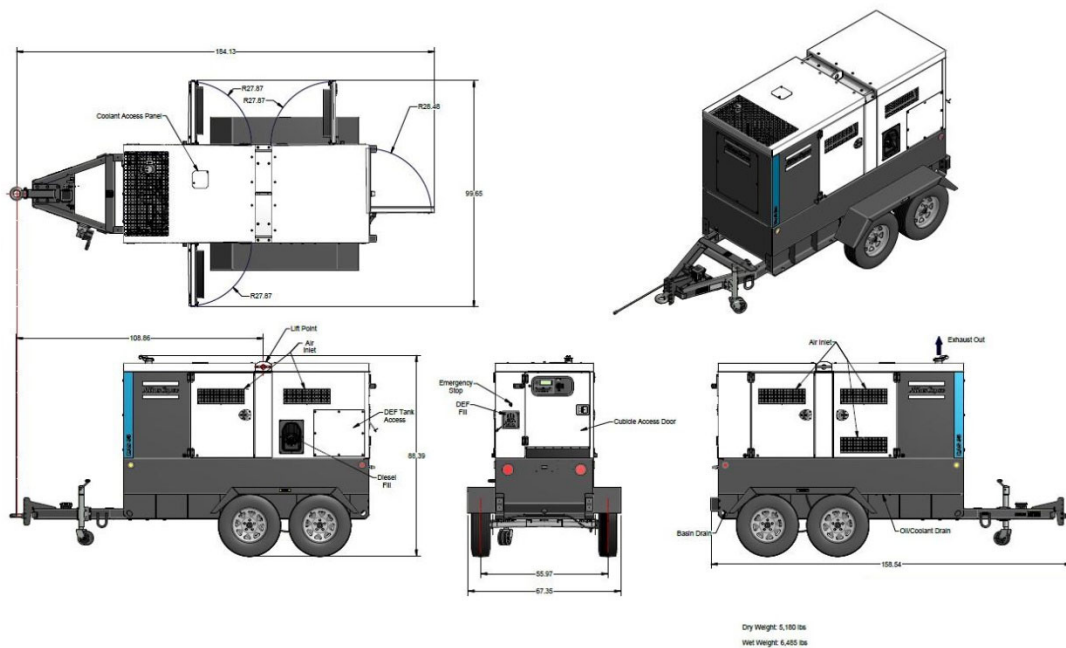
**6** Measured in accordance with ISO 2151 under free field conditions @ 7m distance

**7** Engine and emissions require the use of Ultra Low Sulfur Diesel in accordance to ASTM-D975 Grade No.1-D S15 & No.2-D S15

**8** Based on 90% volume of fuel tank

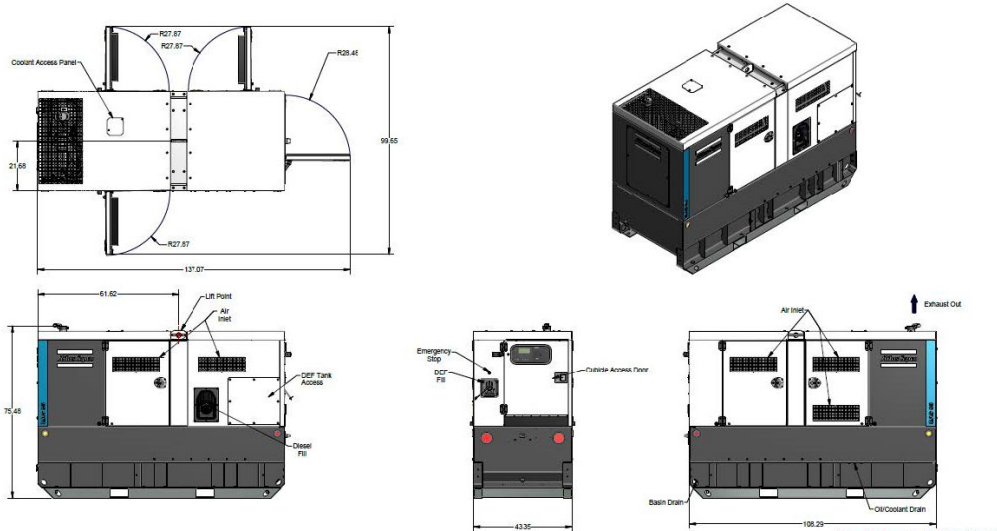
## Dimensions

### Trailer Mounted





## Skid Mounted



### Weight - Wet (ready to operate)

Trailer Mounted  
Skid Mounted

### Units

lbs (Kg)  
lbs (Kg)

### Horton 95

6485  
6105

### Dimensions

Trailer Mounted (L x W x H)  
Skid Mounted (L x W x H)

Inches  
Inches

162.4 x 56 x 85.5  
108.2 x 43 x 75.5

## Principle Data

### Alternator

The Leroy Somer LSA alternators are designed for heavy duty continuous applications, with marine winding protection and Leroy Somer's AREP excitation system.

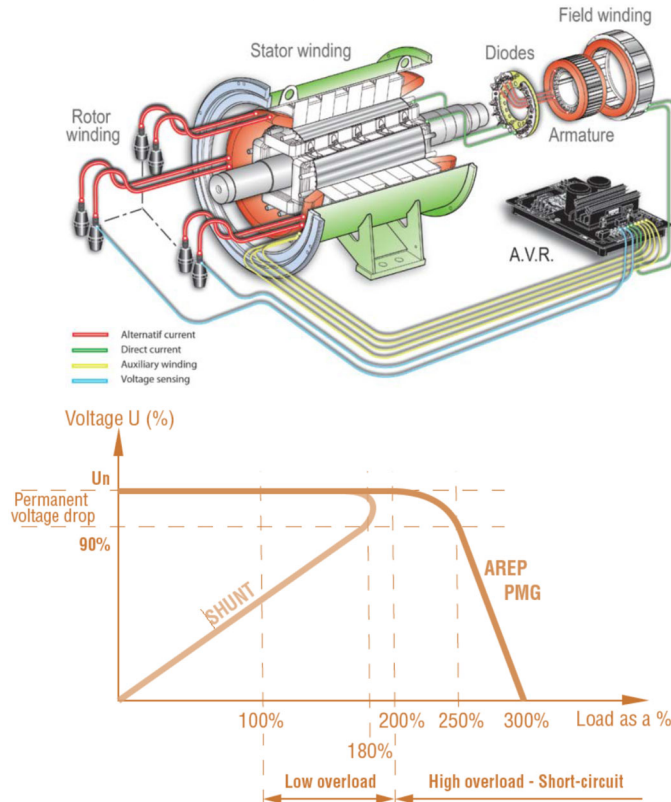
- AREP Excitation for superior motor starting capabilities
- Marine grade (relative humidity >95%) protection
- External multi-voltage selector switch (3 – position)
- 4 pole brushless design with single bearing, Class H insulation and IP23 rating
- Voltage regulation +/- 0.5%
- Full Load acceptance of prime power rating

The AREP system uses 2 independent auxiliary windings located in the main stator to send supply voltage to the AVR:

- The voltage delivered by the first auxiliary winding H1 is proportional to the alternator output voltage (shunt characteristic)
- The voltage delivered by the second auxiliary winding H3 is proportional to the current drawn by the alternator and is a function of the applied load (compound characteristic – booster effect)
- The resulting phase-to-phase voltage supplies power to the AVR.

This power supply to the AVR power circuit is independent of the voltage sensing measured on the alternator output terminals. Therefore, the excitation current delivered by the AVR to the alternator exciter is independent of any voltage distortions (harmonics) due to the load.

The AREP system gives the alternator a high overload capacity (load impact or starting electric motors) and a short-circuit capability (300% -10 s) in order to provide discriminating protection: the alternator with AREP excitation is shorter than the one with PMG excitation. It is particularly suitable for demanding applications.



## Performance @ Altitude and High Ambient Conditions

When using at altitude and high ambient conditions the engine and alternator will de-rate as per chart below.






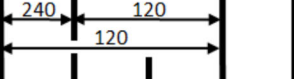


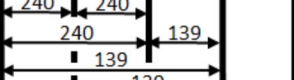


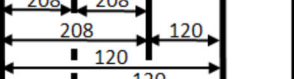


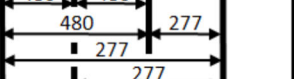
Height m (Feet)	0 (32)	5 (41)	10 (50)	15 (59)	20 (68)	25 (77)	30 (86)	35 (95)	40 (104)	45 (113)	50 (122)
0	100%	100%	100%	100%	100%	100%	100%	100%	100%	100%	100%
500 (1640)	100%	100%	100%	100%	100%	100%	100%	100%	100%	97%	94%
1000 (3280)	100%	100%	100%	100%	100%	100%	100%	100%	100%	97%	94%
1500 (4921)	100%	100%	100%	100%	100%	100%	100%	99%	97%	94%	91%
2000 (6561)	100%	100%	100%	100%	100%	98%	97%	95%	94%	91%	88%
2500 (8202)	100%	100%	100%	100%	100%	95%	94%	92%	91%	88%	86%
3000 (9842)	100%	100%	100%	100%	100%	91%	90%	88%	87%	84%	82%
3500 (11,482)	100%	100%	100%	100%	94%	88%	84%	81%	80%	78%	77%
4000 (13,123)	75%	75%	75%	75%	75%	75%	75%	75%	75%	75%	75%

## Power Distribution

The main power is connected from the alternator through a 3 position voltage selector switch to the main power cubicle. The cubicle incorporates all power distribution, controls, sensing and protection devices.

- 3 position Voltage Selector Switch (VSS)
- Current transformer x 3 (1 each leg)
- Single main breaker w/shunt trip
- Individual breakers for each receptacle
- Convenience receptacles located on outside of unit for easy access
- Terminal board for hard wiring
- Cam-Lock external quick connect (available as option)
- External emergency stop switch (recessed)
- Neutral bonded to Ground with a removable bonding link accessible in the control cubicle

Please refer to the chart below for power distribution and voltages. NOTE: All voltages below are subject to change, depending on set point of "Fine Voltage Adjustment" potentiometer and Voltage Selector Switch.

Fine Voltage Adjustment ↓	Voltage Selector Switch Position ↓	120V Receptacle NEMA 20-5R	125/250V Receptacle CS6364	Terminal Board
				
	 240/120V 1Ø	120V	240/120V	
	 240/139V 3Ø	139V	240/139V	
	 240/139V 3Ø	120V	208/120V	
	 480V 3Ø	139V	240/139V	

All voltages are adjustable with the "Fine Voltage Adjustment" potentiometer located on the control panel. Therefore voltage may be different than what is shown in the above table. All voltages should be verified before connection to the unit.

## Controller

The Horton 95 comes equipped with a Deep Sea 7310 control module. This is a fully diagnostic ECU controller with large 3" display that is intuitive and easy to operate with all functions conveniently at your fingertips. The controller also manages the engine ECU operating system, and a number of safety warnings and shut downs on various parameters (listed below).

The controller is powered by a main On/Off switch located next to unit.

### DeepSea 7310 Controller Functionality:

- Home Page (displayed while running, scrolling every 3 seconds)
  - Generator voltage (ph-ph)
- Generator Page
  - Generator voltage (ph-N)
  - Generator voltage (ph-ph)
  - Generator frequency
- Load Page
  - Generator current (A)
  - Generator earth current
  - Generator load (kW)
  - Generator load (kVA)
  - Generator power factor
  - Load ph-N (kVAR)
  - Generator Load (kVAR)
  - Generator Load (kWh, kVAh, kVAh)
  - Generator phase sequence
  - Dual mutual status
- Event Page
  - Displays the last 15 events
- Remote Start/Stop
  - Automatic start stop via 2 wire dry contact connection
- Operational Buttons
  - Start button
  - Stop button
  - Automatic mode (external remote start)
  - Up/Down arrows
- Info Page
  - Model number
  - USB identification number
  - Configured engine type
  - Module's date and time
  - Scheduler setting
- Engine Page
  - Engine speed
  - Oil pressure
- Coolant temperature
- Engine Battery volts
- Run Time
- Oil Temperature
- Fuel Temperature
- Turbo Pressure
- Fuel Pressure
- Fuel Consumption
- Fuel Used
- Fuel Level
- Auxiliary Sensors
- Engine Maintenance Due
- Engine ECU Link
- DPF Soot Level
- Engine DTC Page
  - This page contains any active Diagnostic Trouble Codes that the engine ECU is currently generating. These alarms are conditions detected by the engine ECU and displayed on the DSE controller.





## Engine

---

### John Deere 4045

John Deere Tier 4 Final, turbo charged, intercooled, four-cylinder, liquid-cooled diesel engine provides ample power to operate the generator continuously at full-load.

Meets all US EPA, CARB and Environment Canada exhaust legislations with Tier 4 Final compliance. The engine utilizes a Selective Catalytic Reduction (SCR) and Diesel Oxidation Catalyst (DOC) to meet final Tier 4 emissions All functionality of the engine is controlled automatically on the Deep Sea 7310 controller.

The engine has the capability to start the generator at 14°F (-10°C) with standard glow-plug aid.

The 166 gal (628L) fuel tank is sufficiently sized to operate the unit at full-load condition for long run times (see chart on page 2 for specifications).

The engine operates on a 12V negative ground electrical system with a 100A charging alternator. The cooling system is suitably designed for continuous operation in ambient conditions up to 122°F (50°C), with canopy door closed.

### Fuel System

A large 166 gal (628L) plastic fuel tank provides safe diesel storage while eliminating tank corrosion contaminants from being introduced to your fuel system. With integrated fuel water separator and filter, the system is designed to help maintain clean and trouble free diesel supply to the engine for reliable trouble free operation.

- Pad-lockable diesel fill cap
- Fuel / Water separator
- Inline priming pump (w/ filter)
- Fuel pre-filter
- Fuel supply pump (w/ strainer)
- Fuel level sensor
- Low fuel shut down feature (programmable level)

### Scheduled maintenance

Standard equipped with filters sized and designed to allow 500 hour service intervals under normal operating conditions. Extended time between services reduces down time and total cost of ownership of the unit over its lifetime.

- 500 Hour Service Interval:
  - Air filter
  - Oil filter
  - Fuel filter
  - Fuel / water separator
- 1000 Hour Service Interval:
  - Air filter
  - Oil filter
  - Fuel filter
  - Fuel / water separator
  - V-Belt

NOTE: Site specific operating conditions such as; poor fuel quality and low load profile may require more frequent service intervals.

## Enclosure & Frame

---

The generator enclosure is designed for extreme applications to provide superior performance and reliability.

The enclosure is fabricated from galvaneal coated polyethylene which is powder coated for corrosion resistance. The enclosure and frame are fully sealed from the radiator to the back of the unit, providing a true 110% containment of all fluids.

- Zink rich Primer, powder coated enclosure
- Heavy duty base frame
- 110% fluid containment
- Larger 166 gal (628L), polyethylene fuel tank
- Convenient 2" NPT drain at rear of machine to clean out the containment frame
- Superior level of rain ingress protection and design features
- Pad-lockable doors and fuel cap
- Engine fluid plumbed to exterior of frame for ease of service
- Central lifting point
- Sound dampening material and design to allow quiet operation at 67 & 66 dB(A) respectively

## Undercarriage

---

The Horton 95 is available with two undercarriage alternatives, providing utmost flexibility in installation, site handling or towing. Both the skid frame and the trailer mount the same way and can be interchanged for versatility.

- Trailer
  - Single axle
  - Available with hydraulic or electric brakes
  - DOT/Federal MVSS 49CFR571 approved light package and 7 flat blade RV style plug
  - Adjustable height pintle hitch (3" lunette)
  - 15" Rims w/ ST205/75D15 Tires for trailer use
  - Heavy Duty torsion axle rated at 5,000lbs w/ brakes
  - Safety chains
  - Screw jack leveling, with pad foot, 5,000 lbs static capacity
  - Single point lifting structure
  - D-Ring Tie down points x4
- Skid mounted
  - Sub-frame skid with integrated forklift pockets
  - Heavy duty design for use in extreme conditions
  - Frame is ¼" wider than machine to reduce damage from forklifts
  - Built-in locations for straps or chains to secure the unit for transport
  - Single point lifting structure

## Factory Options Available

---

- Single axle trailer with hydraulic
- 2" or 2 5/16" ball hitches (shipped loose)
- Trailer stabilizer jacks
- Trailer mounted tool box
- Cold start kit (120V block heater, 0W40 synthetic engine oil)
- Battery charger (12V, 6A)
- Battery isolation switch (lockable)
- Heavy duty battery (800CCA Optima, Spiralcell AGM, Redtop)
- Inlet shutdown valve
- CSA approval
- External fuel quick connects (3 way valve, located inside of enclosure for spill containment and protection)
- Cam-Lok quick connections (5 x 400A)
- LoJack® (Stolen Vehicle Recovery System)
- Telematics system (DSE Webnet System)

## Manufacturing & Environmental Standards

---

The Horton 95 is manufactured following stringent ISO 9001 regulations, and by a fully implemented Environmental Management System fulfilling ISO 14001 requirements.

Attention has been given to ensure minimum negative impact to the environment.

The Horton 95 meets all current US EPA, CARB and Environment Canada exhaust and noise emission directives.

### Supplied Documentation

The unit is delivered with documentation regarding:

- Hard copies of the DAE Operators Safety and Instruction Manual, DAE Parts Book, Isuzu Engine Manual and Parts book, in English as well as electronic copies available on request.
- Warranty Registration card for engine and DAE Generators (Units must be registered upon receipt).

## Warranty Coverage

---

**DAE Pumps Generator:** Warrantied to be free from defects with regard to material and workmanship for the period of eighteen (18) months from date of shipment from the factory, or twelve (12) months from date of initial startup, whichever occurs first, without limitation of running hours.

**John Deere Engine:** John Deere Diesel engines are warranted to be free from defects with regard to materials and workmanship for the period of twelve (12) months without limitations in running hours, or twenty-four (24) months prior to the accumulation of 2,000 hours from the date of invoicing from DAE Pumps.

**Leroy Somer Alternator:** Warrantied to be free from defects with regard to material and workmanship for the period of twenty-seven (27) months from date of shipment from the factory, or twenty-four (24) months from date of initial startup or 10,000 hours, whichever occurs first.

**Extended Warranty Programs:** Programs are available; please contact your local sales representative for more info.