


# Hauler Sand and Slurry Pump


16-in Hydraulic Dredge Pump



**DAEPUMPS.COM**

info@daepumps.com

(760) 821-8112

[VISIT SITE NOW >>](#)

## HAULER SAND AND SLURRY PUMP 16-in Hydraulic Dredge Pump

The DAE Pumps Hauler Hydraulic Sand and Slurry Pump is a highly durable and reliable hydraulic pump for transporting solids and a variety of other materials.

Built with the industry's top dredge pump capable of 16-in Hydraulic doing 457-784 cu. yds of solids per hour between 6160 to 10560 GPM, the DAE Pumps Hauler provides non-clogging suction power to excavate and pump some of the most challenging dredging situations. The suction power of the Hauler pump can handle solids up to 2.35-inches moving up to 30% of solids through a 16-inch discharge.

The DAE Pumps 16-in Hauler Series offers up to 10560 GPM, 129-ft of Head, 265 HP, and passes 2.35-in solids.



16-Inch  
Pump



6160 - 10560  
GPM



Robust Motor  
for Strong  
Torque



Solids  
Handling  
up to 2.35 in



Pumps  
up to 30%  
solids



Highly  
Durable  
Abrasion  
Resistant



Depth up to  
129 Ft



Interchangeable  
Hard Tooth  
Cutter Heads

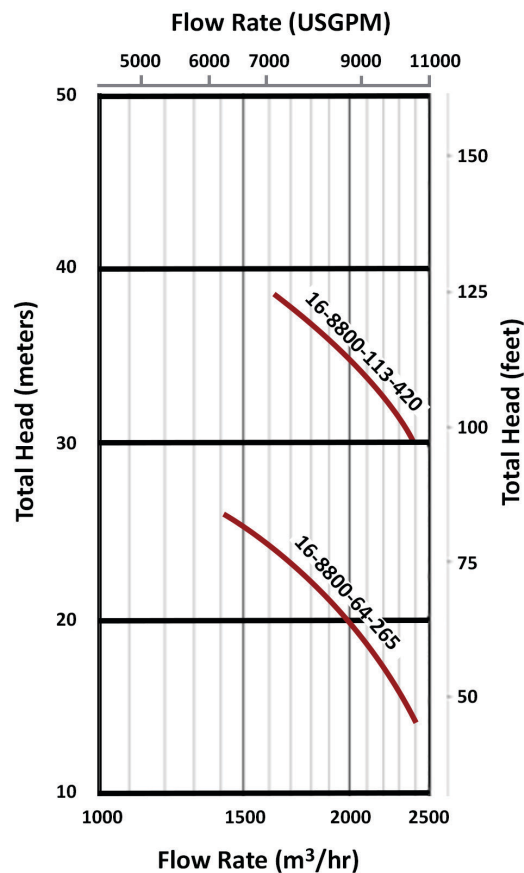
[VISIT SITE NOW >>](#)

# 16-in Hauler

## Pump Models

Model	GPM	Head (Ft)	HP	Yards <sup>3</sup> /Hour
Hauler 16-8800-64-265	6160	77		457
	8800	64	265	653
	10560	48		784
Hauler 16-8800-113-420	6160	129		487
	8800	113	420	653
	10560	97		784

## Pump Curve



### Materials

**Casing:** Spheroidal Cast Iron EN-GJS500-7 (EN 1563)

**Wear Parts:** High Chrome EN-GJN-HV600 (XCr18) (EN 12513)

**Main Shaft:** High Tensile Steel 39NiCroMo3 (AISI 9840)

### Motor

**Motor Size:** 23 cc

**Hydraulic Pressure:** 1450 psi (10 Mpa)

**Hydraulic Flow:** 9.2 GPM (35 L/min)



[VISIT SITE NOW >>](#)

## DREDGING BENEFITS

### DAE Pumps Hauler Hydraulic Sand & Slurry Pump Spec Sheet

Dredging is a key part of any industrial operation. Whether you're building canals or reclaiming land that's been left inactive for decades, dredging is an essential element of industrial operations. If you need to dredge, look no further than the dredge pump.

The benefits of using a dredge pump are many and offer a cost-effective solution for your industrial needs. This pump can be suspended by cables or attached to an excavator. Side agitators and a water jetting ring can be attached to these pumps for loosening material and helping feed the pump.

## DREDGING APPLICATIONS

DAE Pumps Hauler Series is ideal for removal of sediment, contaminants, tailing and cleaning to provide for safer navigation, reformation of shorelines and seafloor and other use at:

- Dams
- Ports
- Marinas
- Rivers
- Canals
- Lakes
- Ponds
- Oceans
- Channels

## ACCESSORIES

Enhance your pumping and dredging abilities with our premium add-ons. Our specialized equipment is designed to optimize your project by increasing solids production of your pump. Attachable add-ons are easy to install as the need arises. Contact us today to learn about the best add-ons available for your project.



**WATER JETTING RING**



**AGITATORS**

[VISIT SITE NOW >>](#)





**VISIT SITE NOW »**

## HYDRAULIC SLURRY PUMPS

Durable hydraulic slurry pumps. Versatile and rugged solution for the transfer of abrasive and high-density slurries in mining, civil construction, industry and other heavy-duty applications.

### Versatile Heavy Duty Solution

Hauler Sand and Slurry Pump are a heavy duty, hydraulic submersible slurry pumps designed to handle a wide range of slurries and abrasive particles in submersible applications in mining and industry.

Hauler Sand and Slurry Pumps feature a rugged construction using the highest quality materials to ensure reliable performance and excellent service life. The high-quality hydraulic motors incorporate multiple protection features to detect the ingress of water or excessive temperatures to shut off the pump and prevent damage.

### Large Cut Water Clearance

The pump casing features a large cut water clearance which allows the easy passage of large solids and reduces wear and erosion to improve service life and prevent loss of efficiency.

### Integral Agitator

The 27% chrome white iron agitator assists in pumping of slurries by breaking up large particles and agitating high concentrations of solids.

### Heavy Duty Construction

The pump casing, impeller, backplate and agitator are manufactured from high quality 27% chrome white iron. This extremely tough construction material can withstand continuous use in heavy duty applications and allows the pump to transfer abrasive and dense slurries with minimal wear. The pumps feature a replaceable backplate allowing for simple servicing and easy replacement of worn components.

### Motor Insulation

Motor insulation is used to ensure reliable operation in heavy duty applications in temperatures up to +70°C.

### Support Frame and Strainer

A heavy-duty mild steel frame with round base and strainer provide excellent stability and durability whilst preventing blockages.



### Double Mechanical Seal

A double mechanical seal provides excellent shaft sealing between the hydraulic motor and wet end. The seals are oil bath lubricated and feature carbon/ceramic seal faces in the wet end and tungsten ceramic faces in the drive end to provide excellent durability and service life across a wide range of duties and applications.

### Oil Chamber Leakage Probe

The oil chamber incorporates a water leakage probe which detects when the water-to-oil ratio is too high and automatically shuts down the motor to prevent damage.

### Motor Float Switch

A float switch is in the bottom of the motor to detect the ingress of water and shut down the motor to prevent damage due to shorting out.

### Motor Temperature Sensors

Temperature sensors are in the motor stator to detect excessive temperatures and can shut down the motor to prevent damage due to overheating.

### Thrust Bearing Sensors

Temperature and moisture sensors are in the motor thrust bearings to detect excessive temperatures and the ingress of water and shut down the motor to prevent bearing failure.

### Optional External Cooling

Cooling jackets can be provided with external water supply in high temperature applications to keep motor temperature down and prevent excessive stator and bearing damage.

**VISIT SITE NOW »**