


CRESTX80

Data Sheet



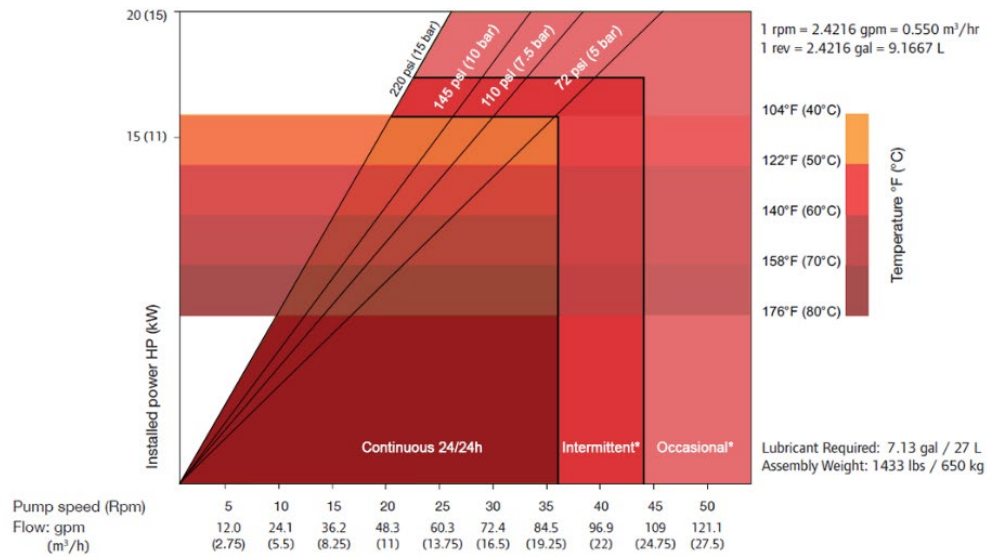
DAEPUMPS.COM

info@daepumps.com

(760) 821-8112

CRESTX80

Data Sheet



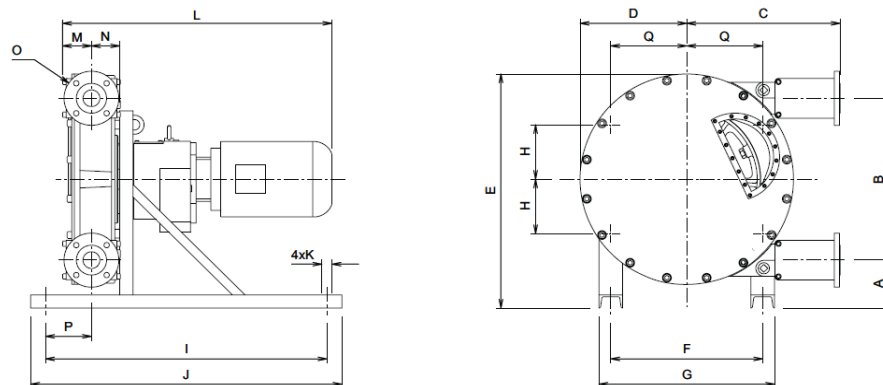
*Intermittent use : minimum one hour stop after 2 hours run / *Occasional use : maximum one hour a day

SHOE SHIMMING TABLE - CRESTX80		
Pressure psi (bar)	Speed - Rpm	Number of shims* - thickness 0.019 in (0.5 mm)
$\Delta P \leq 72.5$ (5)	0 to 25	0
	25 to 65	0
72.5 (5) $\leq \Delta P \leq 108.75$ (7.5)	0 to 25	2
	25 to 46	1
108.75 (7.5) $\leq \Delta P \leq 145$ (10)	0 to 25	3
	25 to 40	2
145 (10) $\leq \Delta P \leq 217.5$ (15)	0 to 25	4
	25 to 31	3

*Remove one shim if temperature exceeds 140° Fahrenheit (60° Celsius)

DIMENSIONS

Inch (mm)



TYPE	A	B	C	D	E	F	G	H	I	J	K	L	M	N	O	P	Q
CRESTX80	6.2 (158)	29.4 (746)	24 (609)	18.6 (473)	39.5 (1004)	22.8 (580)	26.8 (680)	11.4 (290)	45.2 (1150)	49.2 (1250)	4xø0.7 (4xø19)	-	4.2 (108)	4.2 (108)	ANSI 3 in / 150# DN80 PN16	6.6 (167)	11.4 (290)