


# CRESTX40

Open Flow Pumps



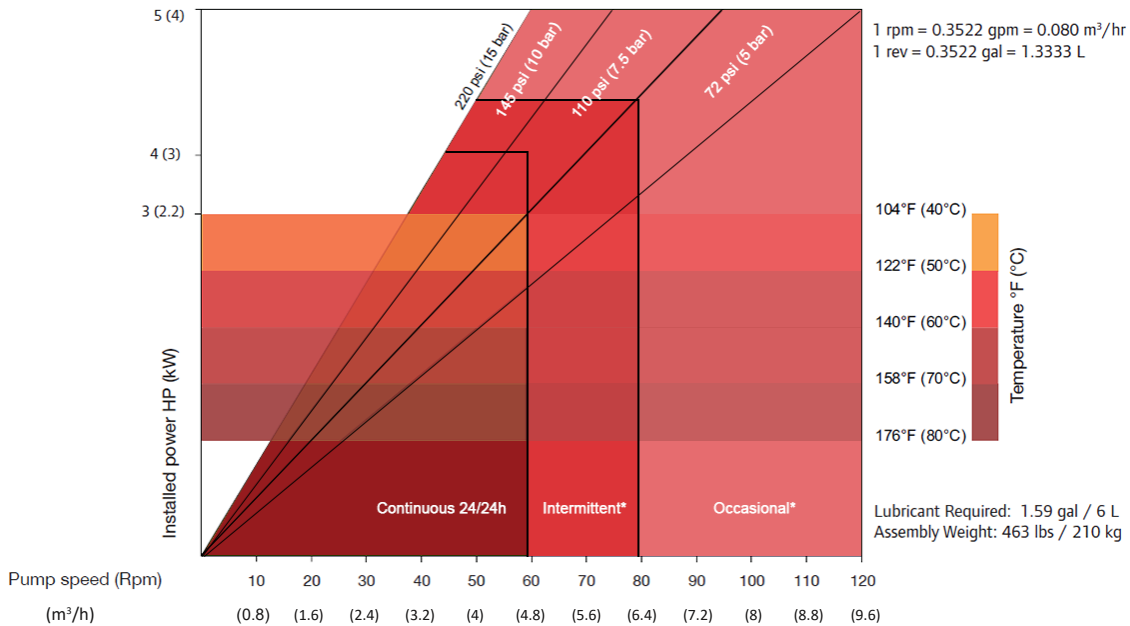
**DAEPUMPS.COM**

info@daepumps.com

(760) 821-8112

# CRESTX40

## Data Sheet

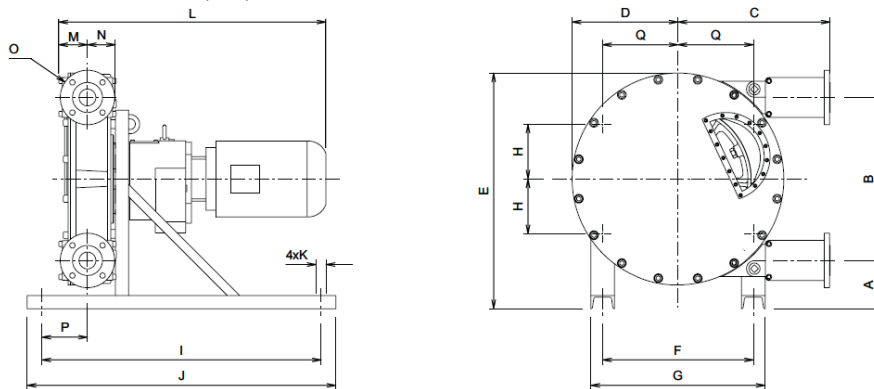


\*Intermittent use : minimum one hour stop after 2 hours run / \*Occasional use : maximum one hour a day

SHOE SHIMMING TABLE - CRESTX40		
Pressure psi (bar)	Speed - Rpm	Number of shims* - thickness 0.019 in (0.5 mm)
$\Delta P \leq 72.5$ (5)	0 to 40	0
	40 to 120	0
$72.5 (5) \leq \Delta P \leq 108.75$ (7.5)	0 to 40	2
	40 to 95	1
$108.75 (7.5) \leq \Delta P \leq 145$ (10)	0 to 40	3
	40 to 75	2
$145 (10) \leq \Delta P \leq 217.5$ (15)	0 to 40	4
	40 to 60	3

\*Remove one shim if temperature exceeds 140° Fahrenheit (60° Celsius)

## DIMENSIONS Inch (mm)



TYPE	A	B	C	D	E	F	G	H	I	J	K	L	M	N	O	P	Q
CRESTX40	4.3 (110)	16.9 (430)	16.3 (414)	11.6 (294)	24.4 (619)	13.4 (340)	16.5 (420)	6.3 (159.4)	33.5 (850)	37.4 (950)	4xø0.7 (4xø19)	-	2.9 (74)	2.5 (64)	ANSI 1.5 in / 150# DN40 PN16	3.4 (87)	6.3 (159.4)